

2023 LATIMER COUNTY ASSESSOR'S OFFICE REPORT TO THE EXCISE BOARD

07/26/2023

City/Village								
DISTRICT	DESCRIPTION	PERSONAL PROPERTY	REAL PROPERTY	PUBLIC SERVICE	TOTAL VALUATION	HOMESTEAD EXEMPTIONS	OTHER EXEMPTIONS	NET VALUATION
T01	WILBURTON CITY	3,510,954	8,270,815	1,673,225	13,454,994	303,011	133,787	13,018,196
T02	RED OAK CITY	155,788	1,704,365	1,638,405	3,498,558	97,938	25,809	3,374,811
CITY/VILLAGE TOTAL VALUATION		3,666,742	9,975,180	3,311,630	16,953,552	400,949	159,596	16,393,007

County								
DISTRICT	DESCRIPTION	PERSONAL PROPERTY	REAL PROPERTY	PUBLIC SERVICE	TOTAL VALUATION	HOMESTEAD EXEMPTIONS	OTHER EXEMPTIONS	NET VALUATION
C001	Latimer County General	19,351,180	40,768,617	21,088,106	81,207,903	1,936,772	963,891	78,307,240
COUNTY TOTAL VALUATION		19,351,180	40,768,617	21,088,106	81,207,903	1,936,772	963,891	78,307,240

School								
DISTRICT	DESCRIPTION	PERSONAL PROPERTY	REAL PROPERTY	PUBLIC SERVICE	TOTAL VALUATION	HOMESTEAD EXEMPTIONS	OTHER EXEMPTIONS	NET VALUATION
C-4 PANO	C-4 PANOLA	4,111,202	5,231,176	1,966,633	11,309,011	272,079	121,715	10,915,217
I-1 WILB	I-1 WILBURTON	8,502,562	17,354,130	7,954,287	33,810,979	829,333	372,864	32,608,782
I-2 RED	I-2 RED OAK	4,115,959	5,559,284	5,990,838	15,666,081	260,652	128,496	15,276,933
I-3 BUFF	I-3 BUFFALO VAL	1,309,937	7,224,578	2,550,759	11,085,274	299,947	212,977	10,572,350
J-16 LEF	J-16 LEFLORE	465,095	1,887,589	425,907	2,778,591	101,420	25,098	2,652,073
J-39 FAN	J-39 FANSHAWE	22,927	187,057	373,798	583,782	16,000	0	567,782
J-52 TAL	J-52 TALIHINA	99,296	679,248	406,213	1,184,757	27,000	6,590	1,151,167
JD-2 ALB	JD-2 ALBION	51,448	412,748	72,633	536,829	10,000	0	526,829
JD-4 PUS	JD-4 TUSKAHOMA	3,835	141,720	97	145,652	3,000	0	142,652
JHI-1 HA	JHI-1 HARTSHORN	531,031	2,042,038	1,346,941	3,920,010	117,341	96,151	3,706,518
JI-28 CR	JI-28 CROWDER	137,888	49,049	0	186,937	0	0	186,937
SCHOOL TOTAL VALUATION		19,351,180	40,768,617	21,088,106	81,207,903	1,936,772	963,891	78,307,240

Vo-Tech								
DISTRICT	DESCRIPTION	PERSONAL PROPERTY	REAL PROPERTY	PUBLIC SERVICE	TOTAL VALUATION	HOMESTEAD EXEMPTIONS	OTHER EXEMPTIONS	NET VALUATION
V7	KIAMICHI VO TECH	19,351,180	40,768,617	21,088,106	81,207,903	1,936,772	963,891	78,307,240
VO-TECH TOTAL VALUATION		19,351,180	40,768,617	21,088,106	81,207,903	1,936,772	963,891	78,307,240

2023 LATIMER COUNTY ASSESSOR'S OFFICE REPORT TO THE EXCISE BOARD

07/26/2023

I, Chris Church, Assessor of Latimer County Oklahoma, do hereby certify that the foregoing is a true and correct statement of valuations for Real Estate, Personal Property, Public Service and Homestead Exemptions as certified by the State Board of Equalization and shown by the records in the County Assessor's office. Subscribed by my name and affixed the seal of the County Assessors office on this day of 07/26/2023.

State of Oklahoma)
) SS
Latimer County)

Chris Church

7-26-23
Date

Chris Church
County Assessor
Latimer County



I, , County Clerk of Latimer County Oklahoma, do hereby certify that the above is a true, correct and complete list of the valuations of Latimer County Oklahoma as certified by the Latimer County Assessor's office.

Erin [Signature]

County Clerk
Latimer County

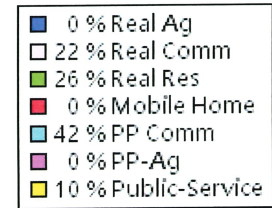
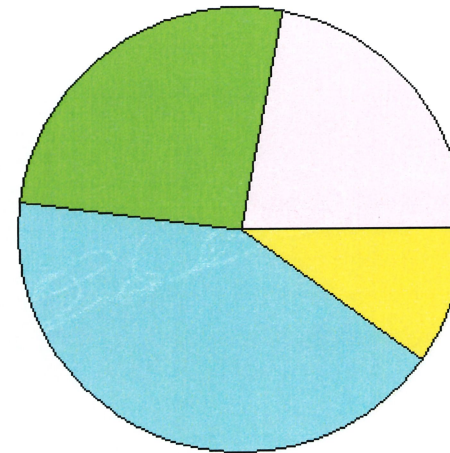
Excise Board:

Lindy Longman

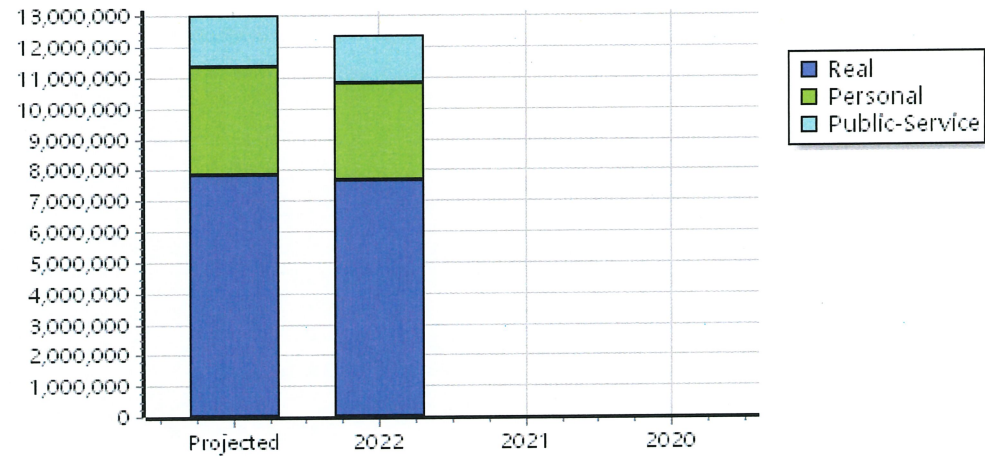
Mitch Stange

07/26/2023
Date

Real	Count	Value
Agricultural	1	87
Commercial	185	3,765,629
Residential	1,033	4,505,099
Total Real Value	1,219	8,270,815
Homestead	277	303,011
Veteran	15	133,787
Other	0	0
Total Exempt	321	436,798
TIF Increment Value		
Net Assessed		7,834,017
Net Assessed Under Protest		
Senior Freeze	36	30,874
Capped Parcels	389	2,575,770



Personal	Count	Value
Agricultural	9	4,467
Commercial	184	6,993,221
Mobile Home	61	60,828
Total Personal	254	7,058,516
Total Exempt	1	3,547,562
TIF Increment Value		
Net Assessed		3,510,954
Net Assessed Under Protest		
Public Service	Count	Value
Total PS Value	20	1,673,225
TIF Increment Value		
Net Assessed		1,673,225



District Totals	
Total Gross Value	17,002,556
Homestead Loss	303,011
Other Exemption Loss	3,681,349
TIF Increment Value	
Retained TIF Value	
Net Assessed Value	13,018,196
Net Assessed Under Protest	

* Public Service Protests Values are not included on this report.

Real	Count	Value
Agricultural	11	39,435
Commercial	43	462,328
Residential	306	1,202,602
Total Real Value	360	1,704,365
Homestead	89	97,938
Veteran	5	25,809
Other	0	0
Total Exempt	104	123,747

TIF Increment Value

Net Assessed 1,580,618

Net Assessed Under Protest

Senior Freeze	11	36,602
Capped Parcels	208	430,635

Personal	Count	Value
Agricultural	7	3,926
Commercial	32	120,606
Mobile Home	19	31,256
Total Personal	58	155,788
Total Exempt	0	0

TIF Increment Value

Net Assessed 155,788

Net Assessed Under Protest

Public Service	Count	Value
Total PS Value	10	1,638,405

TIF Increment Value

Net Assessed 1,638,405

District Totals

Total Gross Value	3,498,558
Homestead Loss	97,938
Other Exemption Loss	25,809

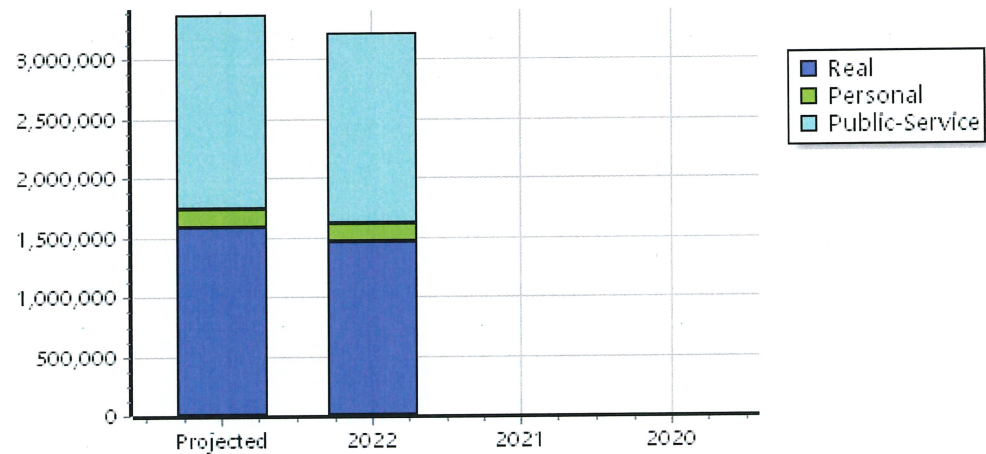
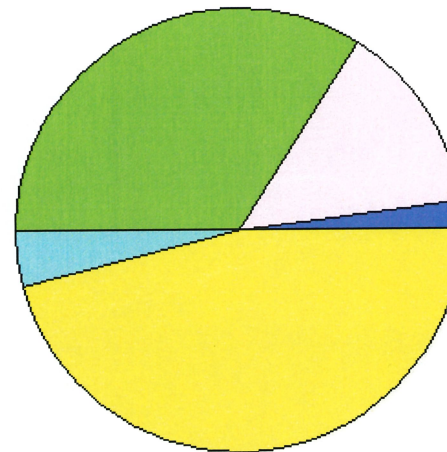
TIF Increment Value

Retained TIF Value


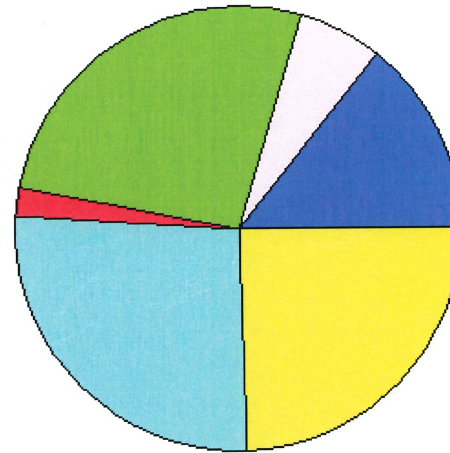
Net Assessed Value 3,374,811

Net Assessed Under Protest

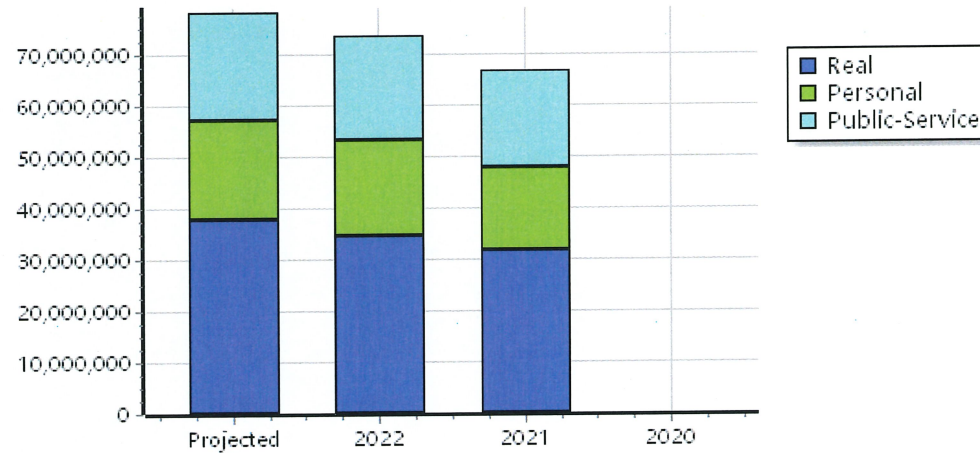
* Public Service Protests Values are not included on this report.



Real	Count	Value
Agricultural	4,876	12,712,376
Commercial	344	5,738,406
Residential	6,196	22,317,835
Total Real Value	11,416	40,768,617
Homestead	1,831	1,936,772
Veteran	113	963,891
Other	0	0
Total Exempt	2,067	2,900,663
TIF Increment Value		
Net Assessed		37,867,954
Net Assessed Under Protest	0	0
Senior Freeze	200	488,379
Capped Parcels	3,887	8,470,121



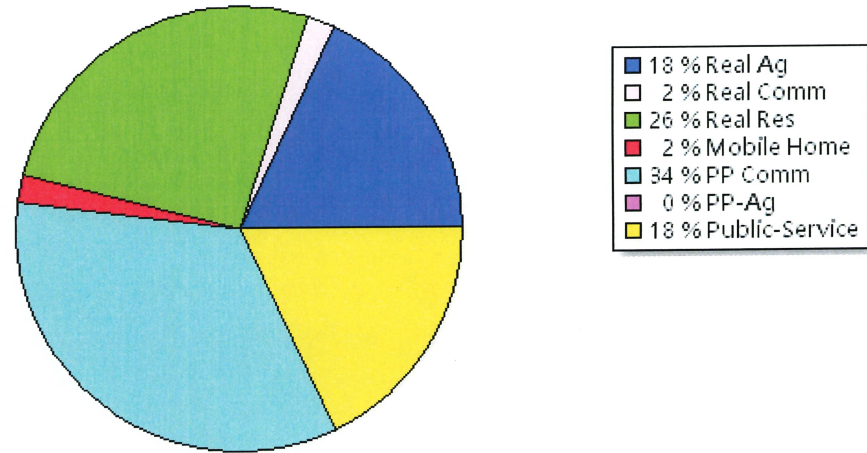
Personal	Count	Value
Agricultural	521	763,368
Commercial	483	21,289,255
Mobile Home	476	851,256
Total Personal	1,480	22,903,879
Total Exempt	4	3,552,699
TIF Increment Value		
Net Assessed		19,351,180
Net Assessed Under Protest	13	1,993,744
Public Service		
Total PS Value	117	21,088,106
TIF Increment Value		
Net Assessed		21,088,106



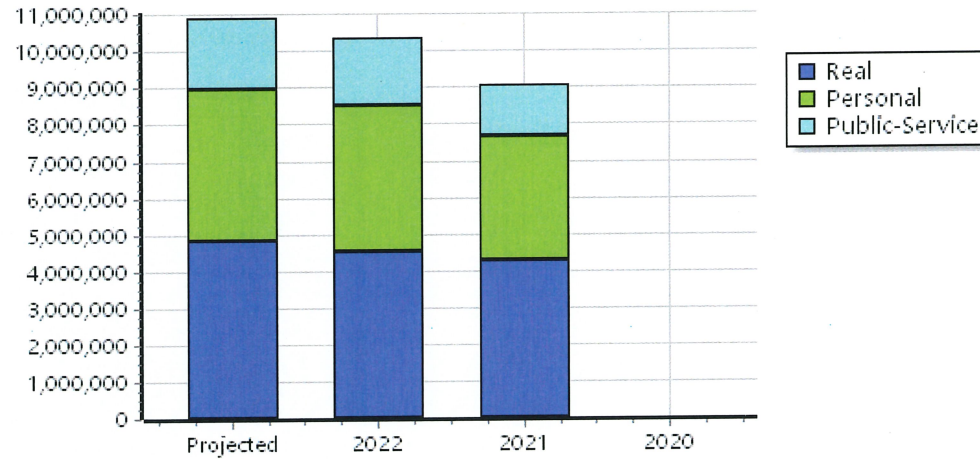
District Totals	
Total Gross Value	84,760,602
Homestead Loss	1,936,772
Other Exemption Loss	4,516,590
TIF Increment Value	
Retained TIF Value	
Net Assessed Value	78,307,240
Net Assessed Under Protest	1,993,744

* Public Service Protests Values are not included on this report.

Real	Count	Value
Agricultural	872	2,045,448
Commercial	36	311,665
Residential	1,190	2,874,063
Total Real Value	2,098	5,231,176
Homestead	260	272,079
Veteran	12	121,715
Other	0	0
Total Exempt	286	393,794
TIF Increment Value		
Net Assessed		4,837,382
Net Assessed Under Protest	0	0
Senior Freeze	30	52,637
Capped Parcels	505	642,753



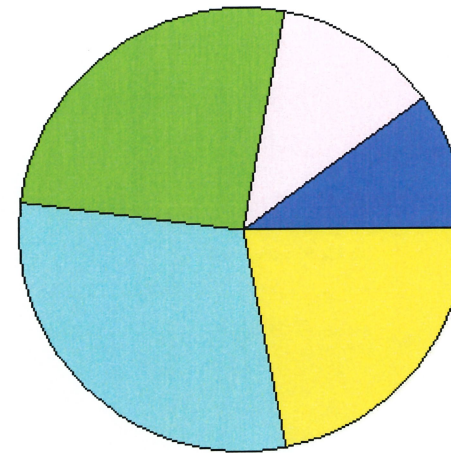
Personal	Count	Value
Agricultural	82	101,865
Commercial	42	3,825,515
Mobile Home	93	184,959
Total Personal	217	4,112,339
Total Exempt	1	1,137
TIF Increment Value		
Net Assessed		4,111,202
Net Assessed Under Protest	2	64,785
Public Service	Count	Value
Total PS Value	12	1,966,633
TIF Increment Value		
Net Assessed		1,966,633



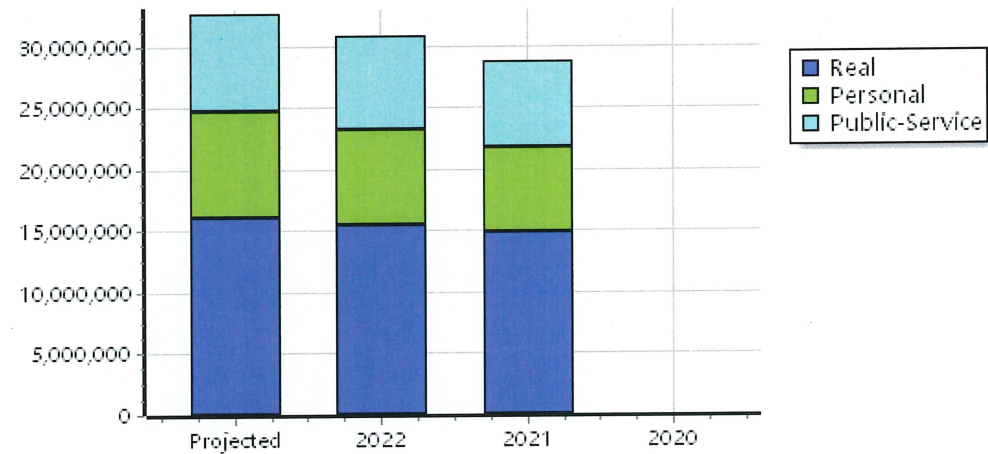
District Totals	
Total Gross Value	11,310,148
Homestead Loss	272,079
Other Exemption Loss	122,852
TIF Increment Value	
Retained TIF Value	
Net Assessed Value	10,915,217
Net Assessed Under Protest	64,785

* Public Service Protests Values are not included on this report.

Real	Count	Value
Agricultural	1,002	3,477,600
Commercial	229	4,499,398
Residential	2,081	9,377,132
Total Real Value	3,312	17,354,130
Homestead	779	829,333
Veteran	45	372,864
Other	0	0
Total Exempt	881	1,202,197
TIF Increment Value		
Net Assessed		16,151,933
Net Assessed Under Protest	0	0
Senior Freeze	85	175,122
Capped Parcels	1,115	3,736,479



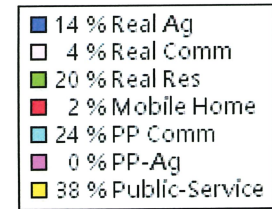
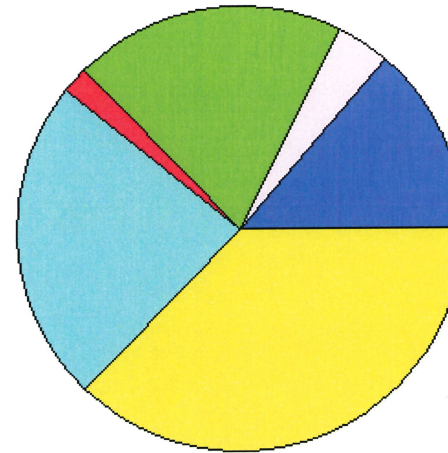
Personal	Count	Value
Agricultural	179	247,390
Commercial	255	11,542,938
Mobile Home	193	259,796
Total Personal	627	12,050,124
Total Exempt	1	3,547,562
TIF Increment Value		
Net Assessed		8,502,562
Net Assessed Under Protest	2	1,067,816
Public Service		
Total PS Value	36	7,954,287
TIF Increment Value		
Net Assessed		7,954,287



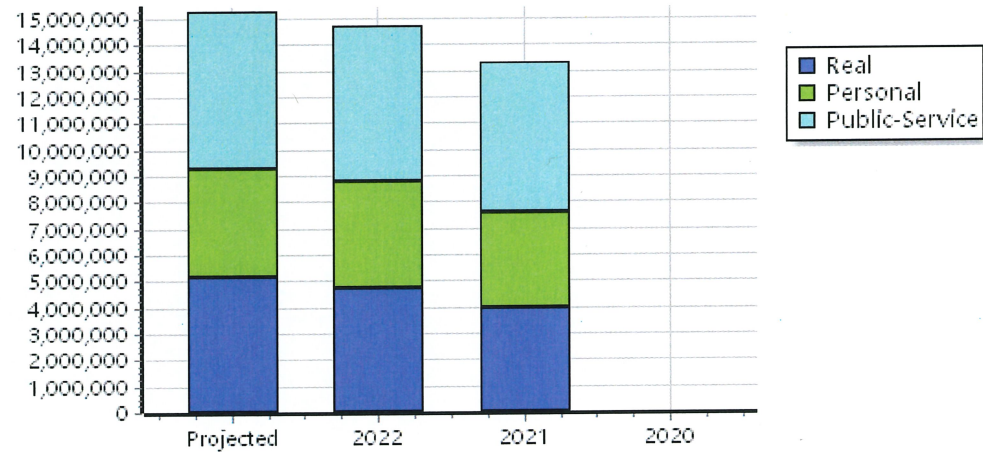
District Totals	
Total Gross Value	37,358,541
Homestead Loss	829,333
Other Exemption Loss	3,920,426
TIF Increment Value	
Retained TIF Value	
Net Assessed Value	32,608,782
Net Assessed Under Protest	1,067,816

* Public Service Protests Values are not included on this report.

Real	Count	Value
Agricultural	908	2,047,800
Commercial	52	473,955
Residential	943	3,037,529
Total Real Value	1,903	5,559,284
Homestead	247	260,652
Veteran	14	128,496
Other	0	0
Total Exempt	276	389,148
TIF Increment Value		
Net Assessed		5,170,136
Net Assessed Under Protest	0	0
Senior Freeze	23	89,978
Capped Parcels	782	1,590,337



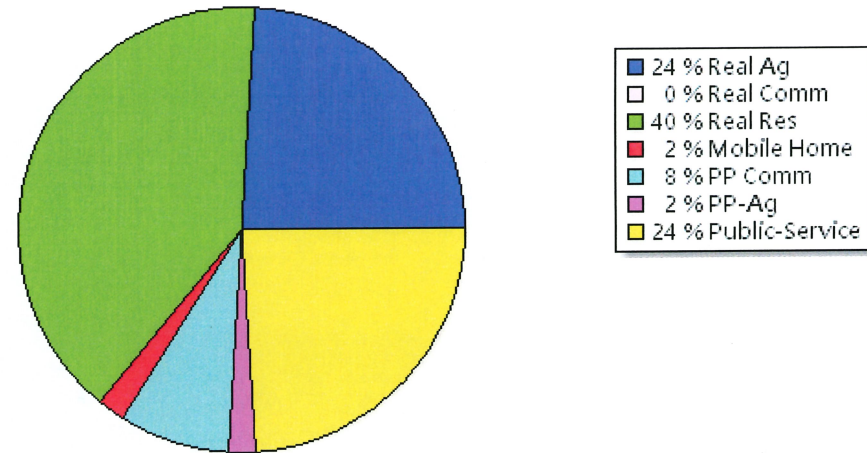
Personal	Count	Value
Agricultural	74	101,523
Commercial	75	3,855,520
Mobile Home	62	158,916
Total Personal	211	4,115,959
Total Exempt	0	0
TIF Increment Value		
Net Assessed		4,115,959
Net Assessed Under Protest	1	193,534
Public Service		
Total PS Value	25	5,990,838
TIF Increment Value		
Net Assessed		5,990,838



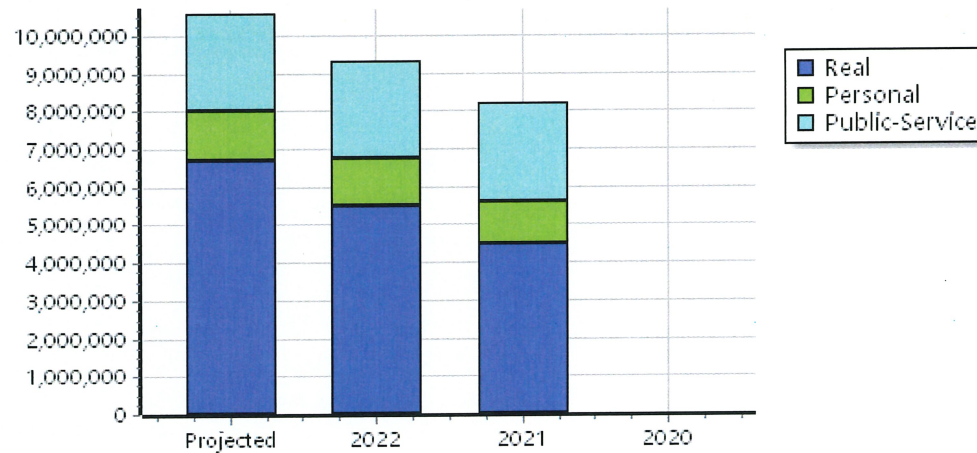
District Totals	
Total Gross Value	15,666,081
Homestead Loss	260,652
Other Exemption Loss	128,496
TIF Increment Value	
Retained TIF Value	
Net Assessed Value	15,276,933
Net Assessed Under Protest	193,534

* Public Service Protests Values are not included on this report.

Real	Count	Value
Agricultural	1,117	2,624,237
Commercial	18	105,269
Residential	1,040	4,495,072
Total Real Value	2,175	7,224,578
Homestead	283	299,947
Veteran	24	212,977
Other	0	0
Total Exempt	330	512,924
TIF Increment Value		
Net Assessed		6,711,654
Net Assessed Under Protest	0	0
Senior Freeze	38	100,633
Capped Parcels	786	1,546,148



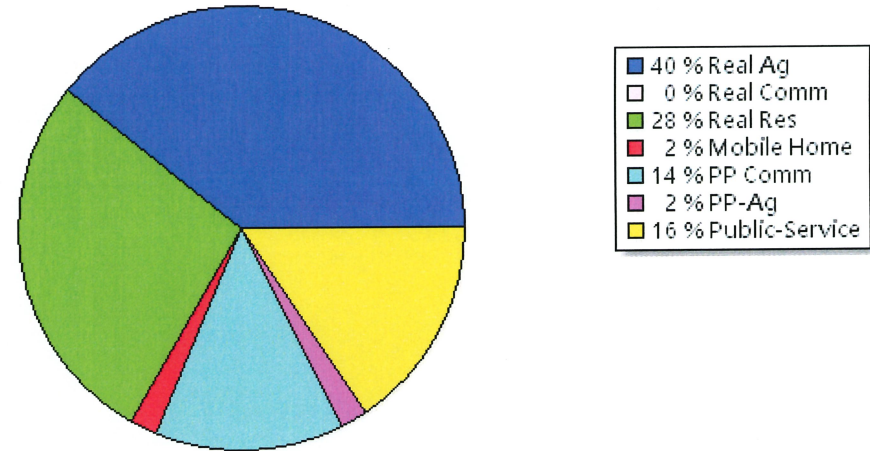
Personal	Count	Value
Agricultural	103	175,394
Commercial	38	981,444
Mobile Home	74	155,099
Total Personal	215	1,311,937
Total Exempt	1	2,000
TIF Increment Value		
Net Assessed		1,309,937
Net Assessed Under Protest	2	152,904
Public Service		
Total PS Value	10	2,550,759
TIF Increment Value		
Net Assessed		2,550,759



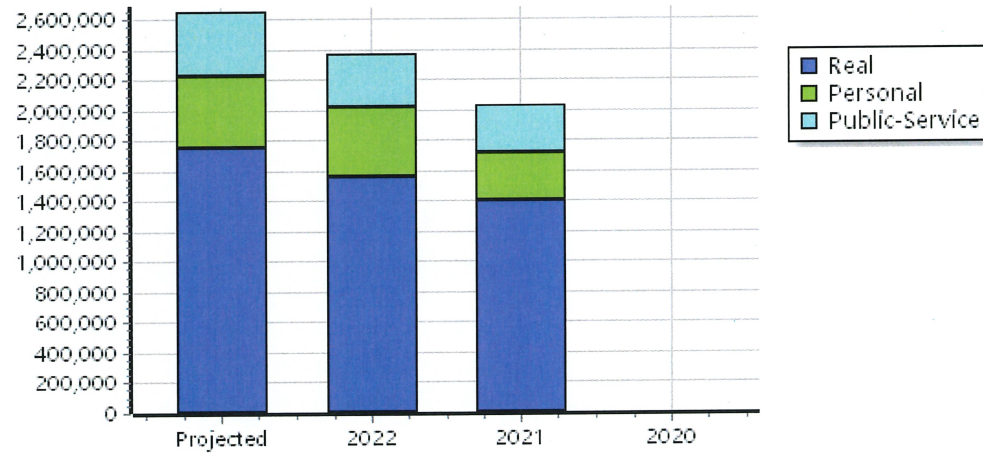
District Totals	
Total Gross Value	11,087,274
Homestead Loss	299,947
Other Exemption Loss	214,977
TIF Increment Value	
Retained TIF Value	
Net Assessed Value	10,572,350
Net Assessed Under Protest	152,904

* Public Service Protests Values are not included on this report.

Real	Count	Value
Agricultural	440	1,120,362
Commercial	1	3,298
Residential	400	763,929
Total Real Value	841	1,887,589
Homestead	95	101,420
Veteran	4	25,098
Other	0	0
Total Exempt	106	126,518
TIF Increment Value		
Net Assessed		1,761,071
Net Assessed Under Protest	0	0
Senior Freeze	10	24,922
Capped Parcels	322	490,303



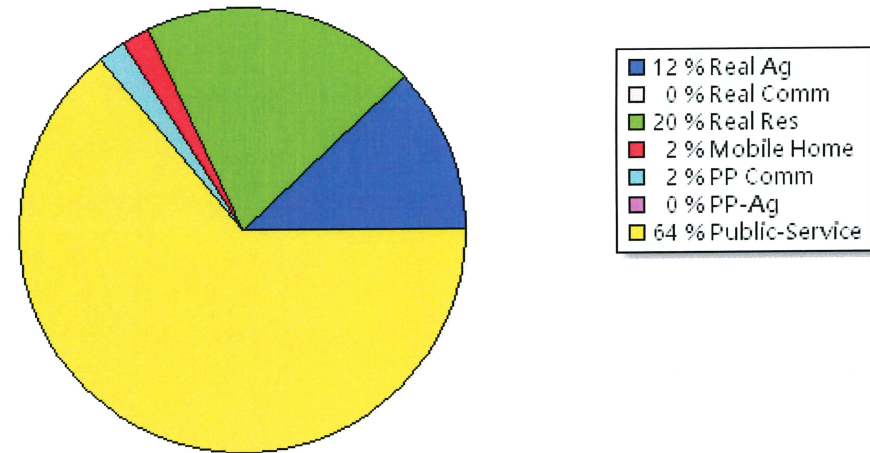
Personal	Count	Value
Agricultural	41	27,885
Commercial	14	408,254
Mobile Home	20	28,956
Total Personal	75	465,095
Total Exempt	0	0
TIF Increment Value		
Net Assessed		465,095
Net Assessed Under Protest	1	307,120
Public Service		
Total PS Value	5	425,907
TIF Increment Value		
Net Assessed		425,907



District Totals	
Total Gross Value	2,778,591
Homestead Loss	101,420
Other Exemption Loss	25,098
TIF Increment Value	
Retained TIF Value	
Net Assessed Value	2,652,073
Net Assessed Under Protest	307,120

* Public Service Protests Values are not included on this report.

Real	Count	Value
Agricultural	33	70,025
Commercial	0	0
Residential	28	117,032
Total Real Value	61	187,057
Homestead	15	16,000
Veteran	0	0
Other	0	0
Total Exempt	16	16,000



TIF Increment Value

Net Assessed 171,057

Net Assessed Under Protest

Senior Freeze	1	3,003
Capped Parcels	26	47,633

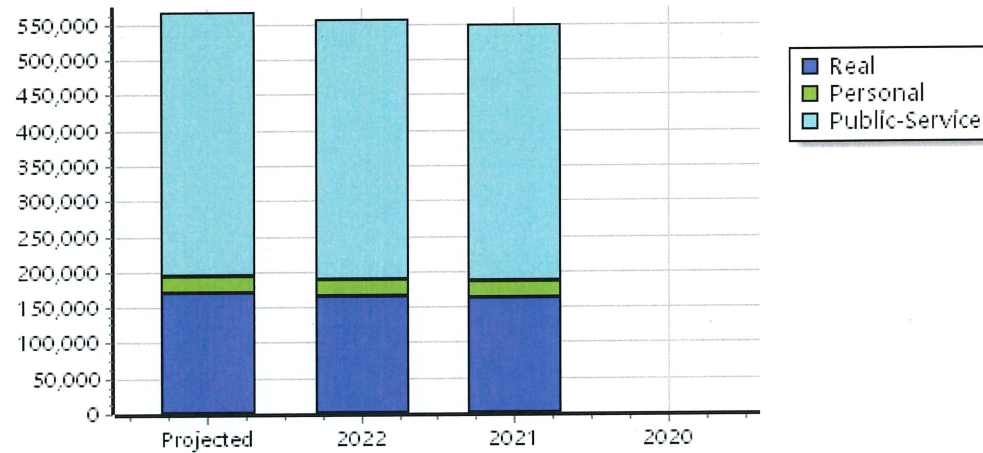
Personal	Count	Value
Agricultural	3	1,586
Commercial	5	15,226
Mobile Home	2	6,115
Total Personal	10	22,927
Total Exempt	0	0

TIF Increment Value

Net Assessed 22,927

Net Assessed Under Protest

Public Service	Count	Value
Total PS Value	3	373,798
TIF Increment Value		
Net Assessed		373,798



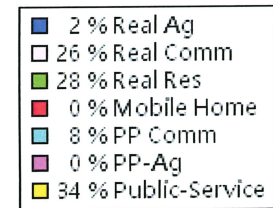
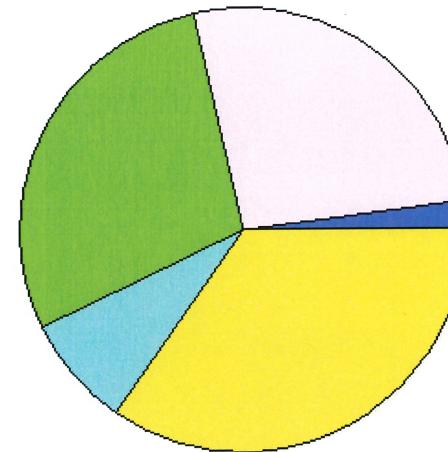
District Totals

Total Gross Value	583,782
Homestead Loss	16,000
Other Exemption Loss	0
TIF Increment Value	
Retained TIF Value	
Net Assessed Value	567,782

Net Assessed Under Protest

* Public Service Protests Values are not included on this report.

Real	Count	Value
Agricultural	11	18,643
Commercial	5	319,683
Residential	67	340,922
Total Real Value	83	679,248
Homestead	26	27,000
Veteran	1	6,590
Other	0	0
Total Exempt	28	33,590

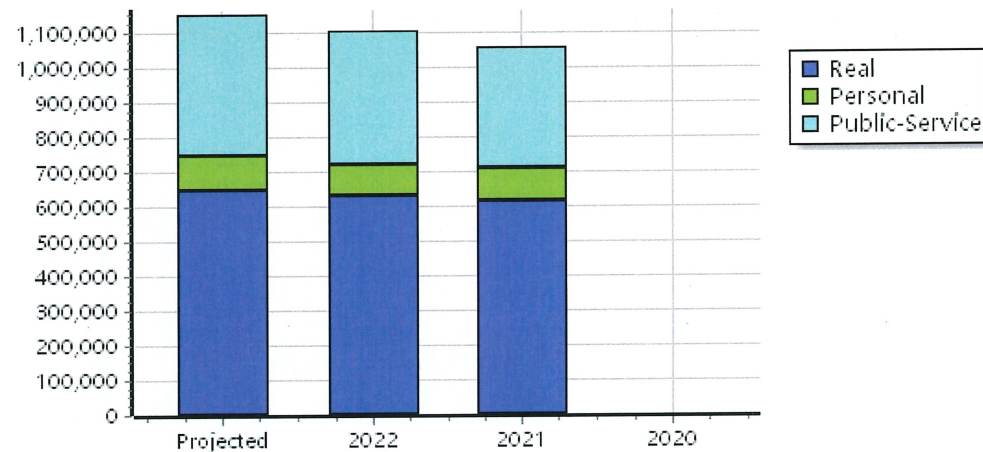


TIF Increment Value		
Net Assessed		645,658
Net Assessed Under Protest		
Senior Freeze	2	3,236
Capped Parcels	53	66,802

Personal	Count	Value
Agricultural	3	1,514
Commercial	29	97,782
Mobile Home	0	0
Total Personal	32	99,296
Total Exempt	0	0

TIF Increment Value		
Net Assessed		99,296
Net Assessed Under Protest		

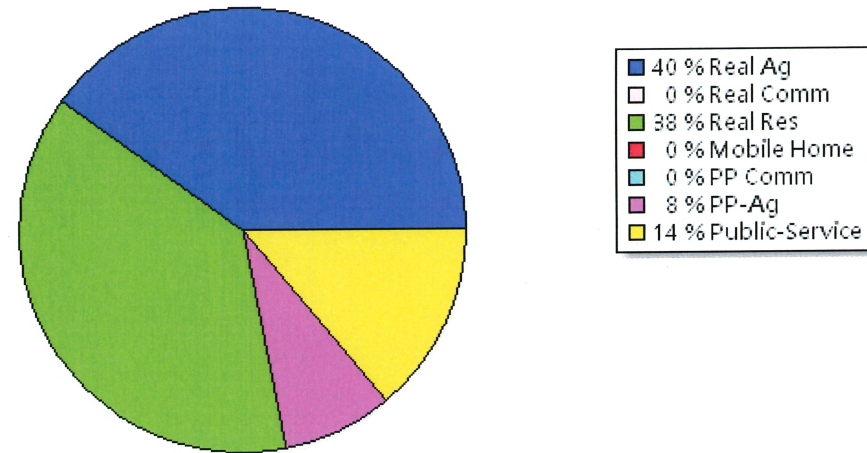
Public Service	Count	Value
Total PS Value	9	406,213
TIF Increment Value		
Net Assessed		406,213



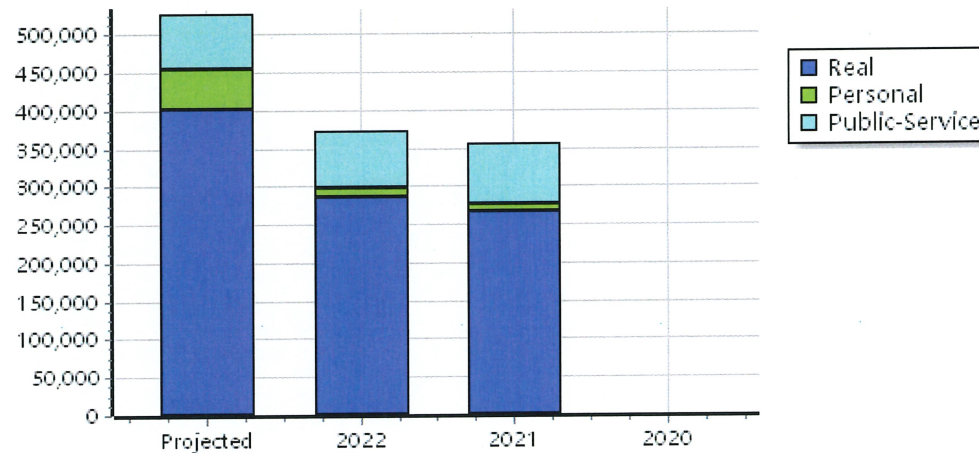
District Totals	
Total Gross Value	1,184,757
Homestead Loss	27,000
Other Exemption Loss	6,590
TIF Increment Value	
Retained TIF Value	
Net Assessed Value	1,151,167
Net Assessed Under Protest	

* Public Service Protests Values are not included on this report.

Real	Count	Value
Agricultural	65	213,949
Commercial	0	0
Residential	51	198,799
Total Real Value	116	412,748
Homestead	9	10,000
Veteran	0	0
Other	0	0
Total Exempt	10	10,000
TIF Increment Value		
Net Assessed		402,748
Net Assessed Under Protest	0	0
Senior Freeze	1	424
Capped Parcels	38	71,187



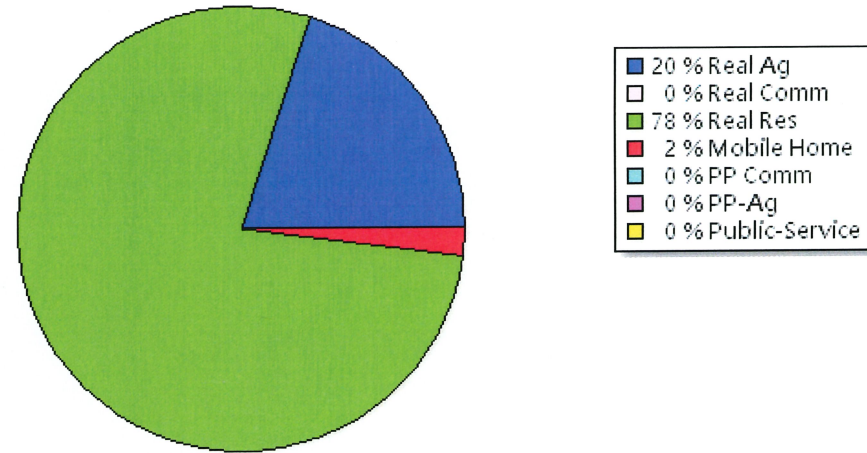
Personal	Count	Value
Agricultural	4	44,127
Commercial	1	2,275
Mobile Home	2	5,046
Total Personal	7	51,448
Total Exempt	0	0
TIF Increment Value		
Net Assessed		51,448
Net Assessed Under Protest	1	2,218
Public Service		
Total PS Value	4	72,633
TIF Increment Value		
Net Assessed		72,633



District Totals	
Total Gross Value	536,829
Homestead Loss	10,000
Other Exemption Loss	0
TIF Increment Value	
Retained TIF Value	
Net Assessed Value	526,829
Net Assessed Under Protest	2,218

* Public Service Protests Values are not included on this report.

Real	Count	Value
Agricultural	54	28,623
Commercial	0	0
Residential	40	113,097
Total Real Value	94	141,720
Homestead	3	3,000
Veteran	0	0
Other	0	0
Total Exempt	3	3,000



TIF Increment Value

Net Assessed 138,720

Net Assessed Under Protest

Senior Freeze	1	10,020
Capped Parcels	21	20,998

Personal	Count	Value
Agricultural	0	0
Commercial	1	25
Mobile Home	2	3,810
Total Personal	3	3,835
Total Exempt	0	0

TIF Increment Value

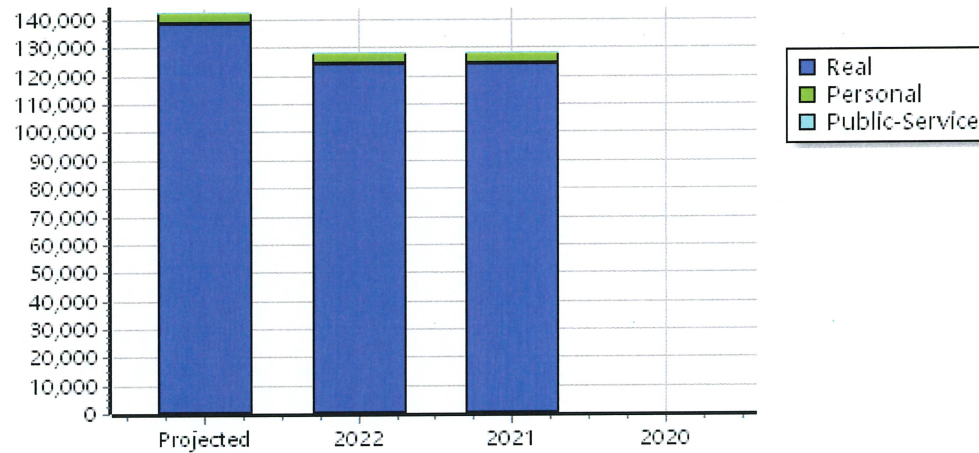
Net Assessed 3,835

Net Assessed Under Protest

Public Service	Count	Value
Total PS Value	1	97

TIF Increment Value

Net Assessed 97



District Totals

Total Gross Value 145,652

Homestead Loss 3,000

Other Exemption Loss 0

TIF Increment Value

Retained TIF Value

Net Assessed Value 142,652

Net Assessed Under Protest

* Public Service Protests Values are not included on this report.

Real	Count	Value
Agricultural	355	1,016,640
Commercial	3	25,138
Residential	356	1,000,260
Total Real Value	714	2,042,038
Homestead	114	117,341
Veteran	13	96,151
Other	0	0
Total Exempt	131	213,492

TIF Increment Value

Net Assessed		1,828,546
Net Assessed Under Protest	0	0
Senior Freeze	9	28,404
Capped Parcels	239	257,481

Personal	Count	Value
Agricultural	32	62,084
Commercial	17	422,388
Mobile Home	28	48,559
Total Personal	77	531,031
Total Exempt	1	2,000

TIF Increment Value

Net Assessed		531,031
Net Assessed Under Protest	2	143,638

Public Service	Count	Value
Total PS Value	12	1,346,941

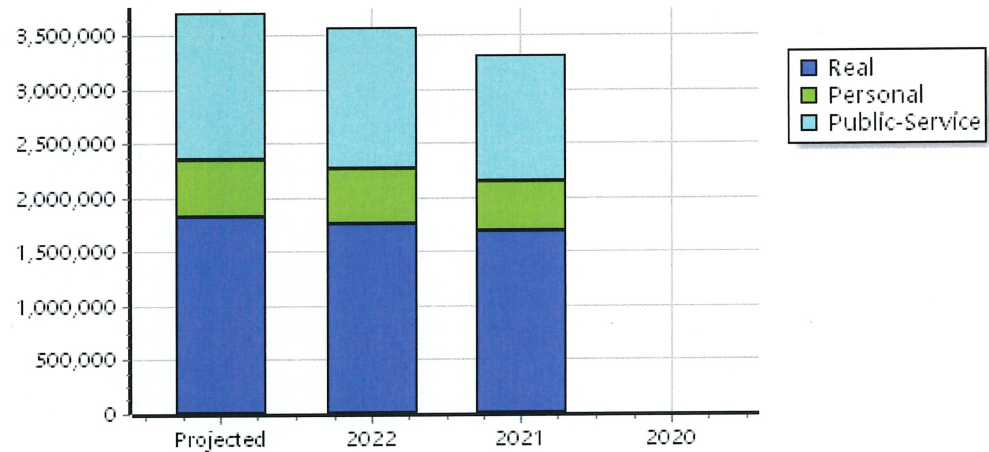
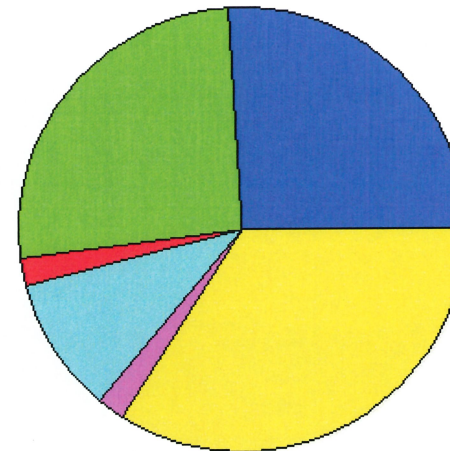
TIF Increment Value

Net Assessed		1,346,941
---------------------	--	------------------

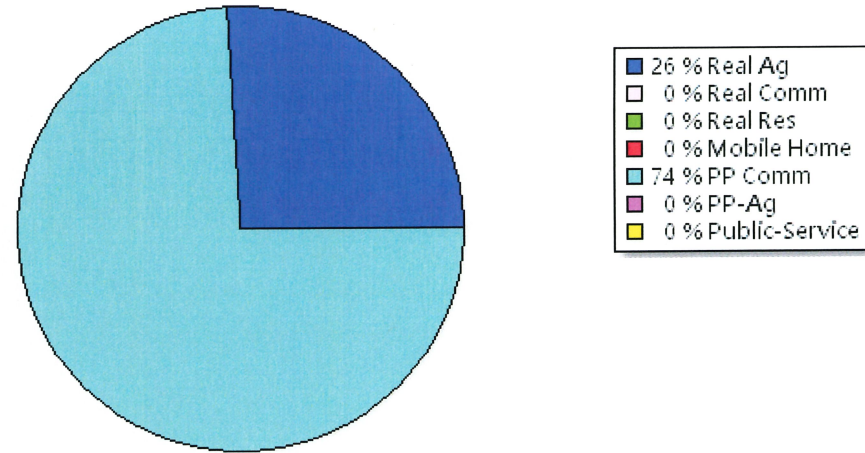
District Totals

Total Gross Value	3,922,010
Homestead Loss	117,341
Other Exemption Loss	98,151
TIF Increment Value	
Retained TIF Value	
Net Assessed Value	3,706,518
Net Assessed Under Protest	143,638

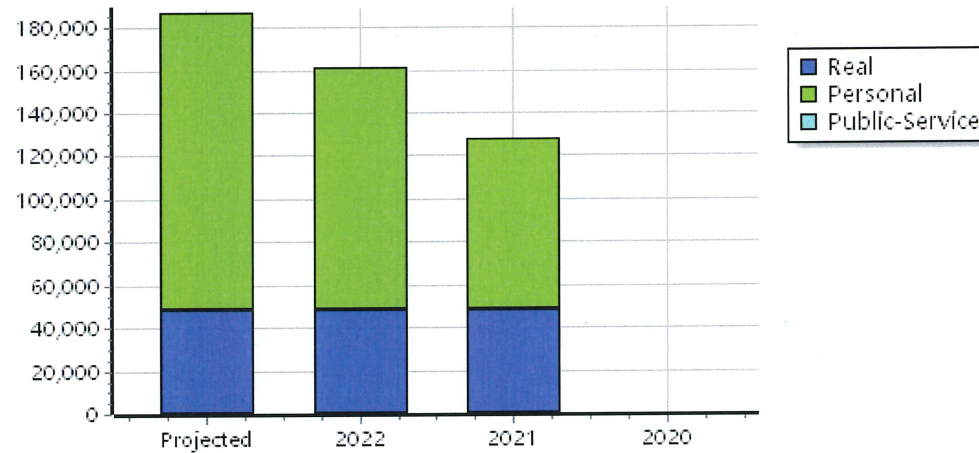
* Public Service Protests Values are not included on this report.



Real	Count	Value
Agricultural	19	49,049
Commercial	0	0
Residential	0	0
Total Real Value	19	49,049
Homestead	0	0
Veteran	0	0
Other	0	0
Total Exempt	0	0
TIF Increment Value		
Net Assessed		49,049
Net Assessed Under Protest	0	0
Senior Freeze	0	0
Capped Parcels	0	0



Personal	Count	Value
Agricultural	0	0
Commercial	6	137,888
Mobile Home	0	0
Total Personal	6	137,888
Total Exempt	0	0
TIF Increment Value		
Net Assessed		137,888
Net Assessed Under Protest	2	61,729
Public Service		
Total PS Value	0	0
TIF Increment Value		
Net Assessed		0



District Totals	
Total Gross Value	186,937
Homestead Loss	0
Other Exemption Loss	0
TIF Increment Value	
Retained TIF Value	
Net Assessed Value	186,937
Net Assessed Under Protest	61,729

* Public Service Protests Values are not included on this report.

Real	Count	Value
Agricultural	4,876	12,712,376
Commercial	344	5,738,406
Residential	6,196	22,317,835
Total Real Value	11,416	40,768,617
Homestead	1,831	1,936,772
Veteran	113	963,891
Other	0	0
Total Exempt	2,067	2,900,663

TIF Increment Value

Net Assessed		37,867,954
Net Assessed Under Protest	0	0
Senior Freeze	200	488,379
Capped Parcels	3,887	8,470,121

Personal	Count	Value
Agricultural	521	763,368
Commercial	483	21,289,255
Mobile Home	476	851,256
Total Personal	1,480	22,903,879
Total Exempt	4	3,552,699

TIF Increment Value

Net Assessed		19,351,180
Net Assessed Under Protest	13	1,993,744

Public Service	Count	Value
Total PS Value	117	21,088,106

TIF Increment Value

Net Assessed		21,088,106
---------------------	--	-------------------

District Totals

Total Gross Value	84,760,602
Homestead Loss	1,936,772
Other Exemption Loss	4,516,590
TIF Increment Value	
Retained TIF Value	
Net Assessed Value	78,307,240
Net Assessed Under Protest	1,993,744

* Public Service Protests Values are not included on this report.

